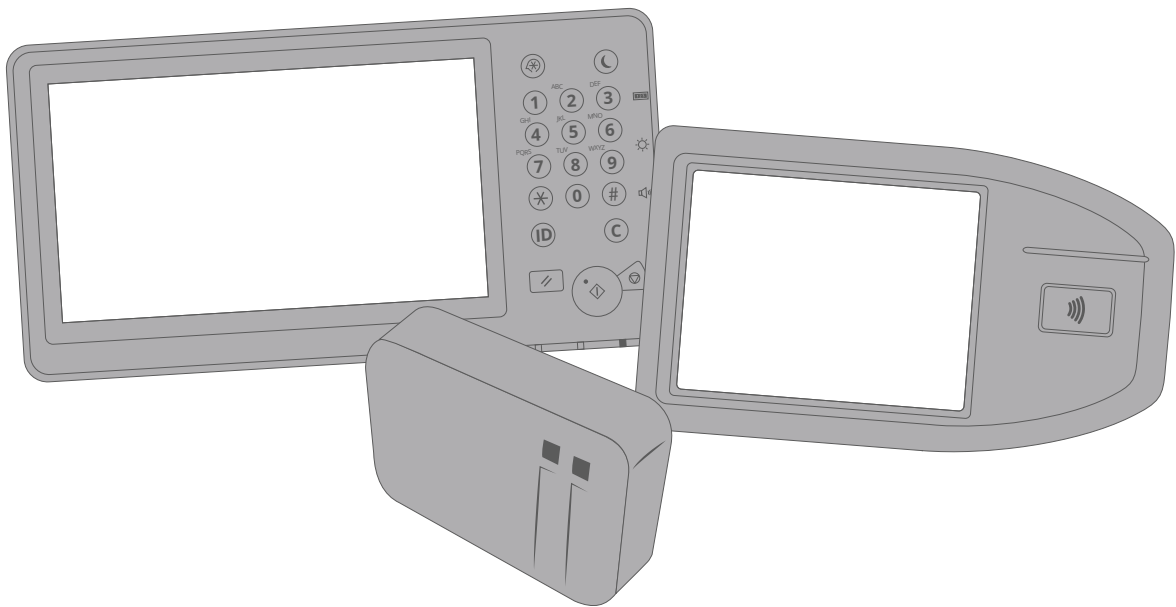
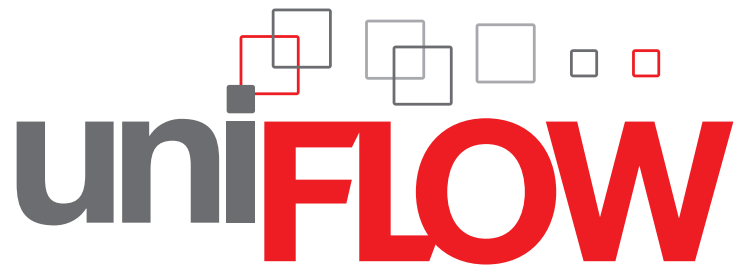


Powerful
Multi-Vendor Support



Powerful uniFLOW Features available across Platforms

Today, many organizations have a printer and multifunctional fleet that is a mix of devices from different manufacturers. These fleets have a dynamic structure and, over time, devices from one manufacturer can be exchanged for models from another manufacturer. By incorporating uniFLOW into their document processes, organizations can benefit from the strong uniFLOW multi-vendor support.

One Driver for All – The uniFLOW Universal Driver

One driver for all – the uniFLOW Universal Driver's unique technology allows users to choose any network printer from which to release a job, regardless of model or manufacturer. The uniFLOW Universal Driver ensures correct output as requested which reduces user dissatisfaction with the printing process and saves costs by cutting waste.

Mobile and desktop-based Printing

uniFLOW allows users to print securely wherever they are working so they can print from their desktop PCs, a host-based system such as SAP® or their mobile phone. Thanks to the uniFLOW multiple identity system, all their jobs will be held securely in users' personal print queue until they are ready to release them at the printer of their choice.

Device-independent Routing

Printing to a local desktop printer may be convenient for the user but is not the most cost effective solution for an organization. uniFLOW can assist the IT department to regain control of the printing infrastructure, defining an organization's printing policy by applying rules to jobs before they are printed. With uniFLOW, routing from one device to another is completely independent of make and model.



Embedded Applets – The device-integrated Solution

Embedded applets provide a device-integrated solution, which means that the built-in screen and keypad of the device are used, providing a convenient, single user interface to the end user. Embedded applets enable device locking, job release from a secure print queue, print and copy accounting, and integration with the native scanning of a device*.

Secure Access to Devices

To secure access to the device, the user interface is locked by the embedded applet. To gain access to their personal secure print queue or to the copying/scanning functionality, users can choose from multiple authentication options e.g. card login, username/password, PIN code or a combination of the options.

My Print Anywhere

Print jobs follow the user from device to device and can be released at any device with the embedded applet installed. This provides additional flexibility to the end-user if a device is unavailable or if users need to print on another device than the one they usually use.

Accounting and Cost Center Selection

uniFLOW allows organizations to assign costs to a multi-level cost center to allow chargeback to the appropriate customer or project code. Users can simply select which cost center to charge the job to on the screen displayed on the embedded applet interface.

Supported Vendors

Embedded applets are currently available for the following device brands (availability restricted for some regions): Brother, Canon, Konica Minolta, Lexmark™, OKI, Samsung, Sharp® and Xerox.

**Functionality depending on vendor*

Immediate Benefits

Organizations can profit from key uniFLOW functionality like device locking, secure printing, and print and copy accounting, on the platforms supported by the embedded applets.

No additional copy control cable is required for copy accounting as the user interface is locked by the software.

By using the built-in screen and keyboard the best user interaction is provided as no second screen is required.





Vendor-independent Touch Screen Terminal

The uniFLOW Release Station is an easy to use touch screen with embedded card reader, which can be used for releasing personal secure print jobs on virtually any device. The uniFLOW Release Station provides the user with a consistent experience when releasing print jobs across devices.

Connect any Device, from any Vendor

To gain access to their personal secure print queue users authenticate at the device with the help of the uniFLOW Release Station. Once logged in, they can easily manage their print jobs via the clear user interface. Allowing for different organizational preferences, the uniFLOW Release Station offers a variety of authentication methods. Access may be gained by card login, PIN code, job code or username and password.

Accounting and Cost Center Selection

The uniFLOW Release Station is device-independent and can be connected to virtually any device. As an external option it can easily be transferred from one printer to another. Depending on the device manufacturer and model, the uniFLOW Release Station can be:

- attached directly to the machine using a bracket
- mounted to the wall/ placed on a table stand
- set up on a stand pole next to the machine

Immediate Benefits

Device-independent solution, so it can be connected to virtually any device.

Full secure printing/My Print Anywhere across platforms, including individual job release.

Consistent user experience across devices, whether it is a Canon imageRUNNER ADVANCE with embedded applet or any other device with the uniFLOW Release Station.

Easy wizard-driven installation, therefore independent of make or model.





microMIND – Interface for connecting Card Readers

With proximity card readers, user identification is a simple process and users only need to wave their card over the reader. microMIND is a cost effective solution to connect a card reader to any printer to enable the release of secure print jobs in one go, no matter what make or model. Furthermore, it can be used for device locking and copy accounting (requiring a copy control cable).

Supported Vendors

microMIND is truly device-independent which means that it can be connected to any printer available and configurable in uniFLOW.

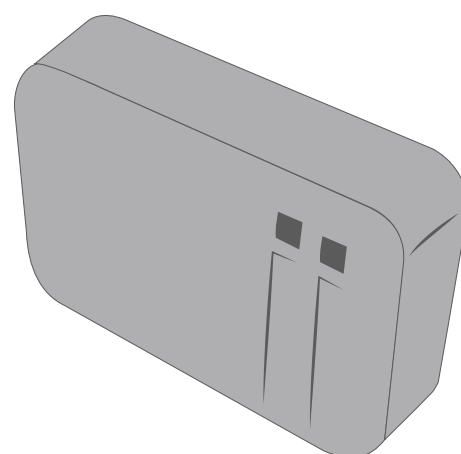
Immediate Benefits

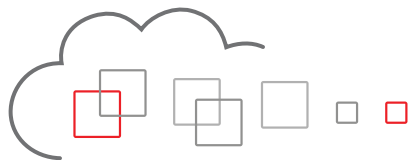
Easy and quick release of all secure jobs in one go.

Cost effective solution.

Device-independent solution, so it can be connected to virtually any device.

Easy installation which is independent of the device.





www.uniflow.global
www.uniflowonline.com